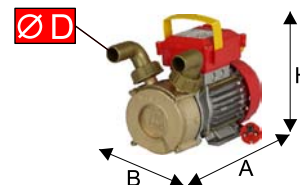




# BE-M CE

230 V - 50 Hz a.c.

BRONZO - BRONZE - BRONCE



BE-M 20 CE

BE-M 25 HP 0.8 CE

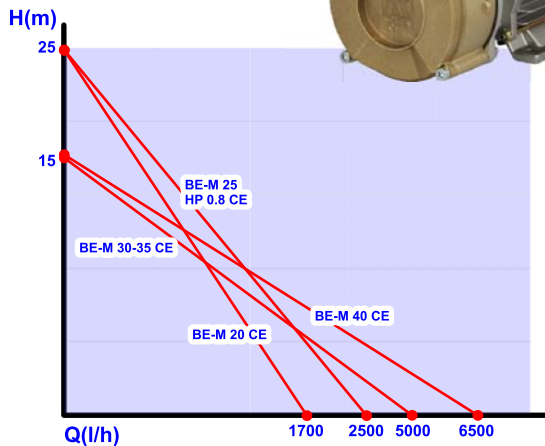
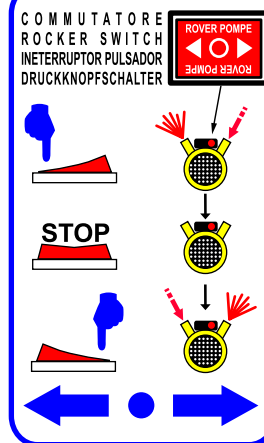
BE-M 30 CE



BE-M 35 CE



BE-M 40 CE



Code	Model	L / h	ØD mm	HP	Hmax(m)	r.p.m.	AxBxH	Kg.	EAN code
300000 CE	BE-M 20 CE	1700	20	0.5	25	2850	230x120h190	5	8032706073271
540000 CE	BE-M 25 CE	2500	25	0.8	25	2850	230x120h190	6	8032706071390
030000 CE	BE-M 30 CE	5000	30	1.0	15	1450	260x160h200	9	8032706072496
120000 CE	BE-M 35 CE	5000	35	1.0	15	1450	260x160h200	9	8032706073646
110000 CE	BE-M 40 CE	6500	40	1.2	15	1450	320x150h210	11	8032706072502